

H.A.M. - Global Convertible Bond Fund

Anlageklasse:	Globale Wandelanleihen
Anlagestil:	Aktiv, fokussiert (outright)
Fondswahrung:	Euro
Fonds-Grosse:	EUR 131.2 Mio.
NAV pro Anteil:	EUR 1051.36

Research Report

Kurspublikationen	Internet	
Reuters:	1040458X.CHE	www.lafv.li
Bloomberg:	GLCNBND LE	www.fondsweb.de
Telekurs:	1.040.458	www.lipperleader.com
ISIN:	LI0010404585	www.morningstarfonds.de

PERFORMANCE VS. BENCHMARK

HAM Global CB Fund vs. UBS Global CB Index (EUR)

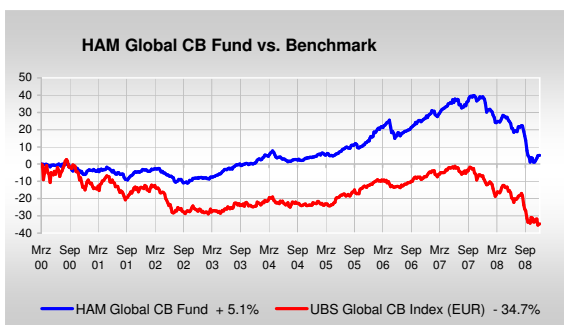
Zeitraum: 29.03.2000 - 29.12.2008
Datenbasis: Wochentliche Netto-Inventarwerte resp. Indexwerte

PERFORMANCE VS. BENCHMARK

STATISTIK	GCBF	UBS(EUR)	Outperf.
Total Return	5.14%	-34.70%	+ 39.83%
Annual Return	0.57%	-4.75%	+ 5.33%
Average Return	1.23%	-3.83%	+ 5.06%
Volatilitat	6.03%	11.14%	- 5.10%
Tracking Error (y)	vs.	5.06%	
Maximaler Gewinn	39.79%	2.59%	+ 37.20%
Maximaler Verlust	-10.98%	-35.27%	+ 24.30%
Sharpe Ratio	-0.22	-0.58	+ 0.36
Appraisal Ratio	vs.	0.07	
Jensen's Alpha	vs.	0.37%	
Average Up Quarter	2.96%	3.18%	- 0.23%
Average Down Quarter	-3.86%	-6.04%	+ 2.18%
Best Quarter	6.78%	7.59%	- 0.82%
Worst Quarter	-10.82%	-13.27%	+ 2.45%

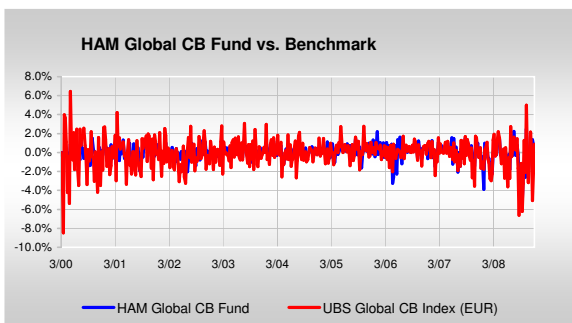
NET PERFORMANCE

29.03.2000 - 29.12.2008



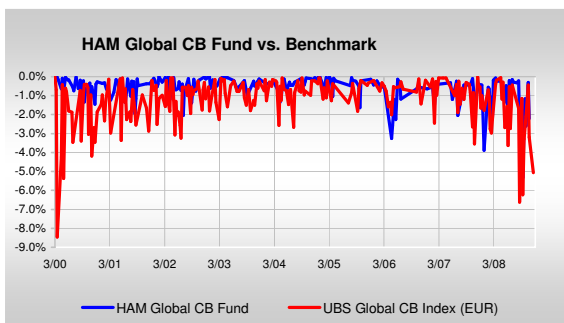
VOLATILITAT DER WOCHENRENDITEN

GCBF: 0.84% p.w. / 6.03% p.a. | UBS(EUR): 1.54% p.w. / 11.14% p.a.



VERLUSTABWEICHUNG DER WOCHENRENDITEN

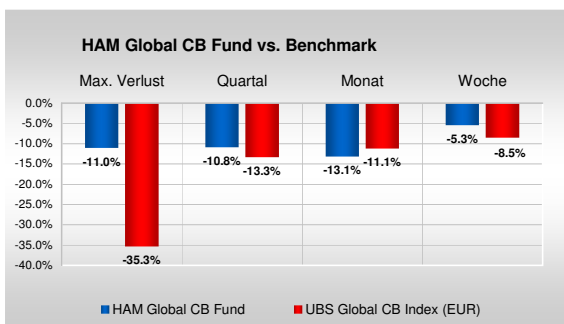
GCBF: 0.98% p.w. / 7.09% p.a. | UBS(EUR): 1.74% p.w. / 12.55% p.a.



RISIKO STATISTIK

STATISTIK	GCBF	UBS(EUR)	Outperf.
Volatilitat pro Woche annualisiert	0.84%	1.54%	- 0.71%
	6.03%	11.14%	- 5.10%
Grosster Verlust Zeitraum	-10.98%	-35.27%	+ 24.30%
Verlust Quartal	-10.82%	-13.27%	+ 2.45%
Verlust Monat	-13.06%	-11.10%	- 1.95%
Verlust Woche	-5.34%	-8.46%	+ 3.12%
Grosster Gewinn Zeitraum	39.79%	2.59%	+ 37.20%
Gewinn Quartal	6.78%	7.59%	- 0.82%
Gewinn Monat	3.92%	9.60%	- 5.68%
Gewinn Woche	2.51%	6.44%	- 3.93%

VERLUSTRISIKO IM VERGLEICH



Disclaimer: This information is not an offer, recommendation, solicitation to buy or sell or participate in this fund. Past performance is not indicative of future results. Only available via institutional investors or insurance contracts. The track record prior to the launch of the fund on June 30, 2005 reflects the performance of the strategy applied to a real portfolio. The track record was provided and approved by Dexia Privatebank (Switzerland), the custodian bank of the portfolio.